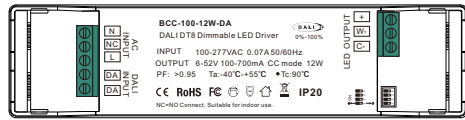


12W DALI DT8 Dimmable LED Driver (CC mode)

CE RoHS FC     IP20

Important: Read All Instructions Prior to Installation



Features

- DALI DT8 dimming.
- Dimming range 0%–100%.
- Output current level selectable from 100mA to 700mA.
- High power factor $\geq 95\%$.
- Voltage accuracy be confined to $\pm 2.0\%$.
- Current accuracy be confined to $\pm 5.0\%$.
- Load regulation $< 2\%$
- Extra-low voltage class 2 outputs, IP20 rated.
- Short circuit & over-current & over-voltage protection.
- Working temp $-30 \sim \pm 50^{\circ}\text{C}$.

Parameters

Output	LED Channel	2 Channel
	DC Voltage	6-52V, as per DIP selection
	Current Max.	100-700mA, as per DIP selection
	Voltage Tolerance	$\pm 3\%$
	Rated Power	12W max.
Input	Voltage Range	100-277VAC
	Frequency Range	50/60Hz
	Power Factor	$> 0.90 @ 230\text{VAC}$
	THD	$\leq 12\% (@ \text{full load} / 230\text{VAC})$
	Efficiency	$85\% @ 230\text{VAC full load}$
	AC Current	$0.07\text{A} @ 230\text{VAC}$
	Surge Current	COLD START Max. $35\text{A} @ 230\text{VAC}$
	Leakage Current	$< 0.5\text{mA} / 230\text{VAC}$
Standby Power Consumption	$< 0.5\text{W}$	

Protection	Over Voltage	Lock mode, can be restored after fault removed and restart
	Over Load	Restored after fault removed and restart
	Short Circuit	Short circuit without damage, Hiccup mode, Auto-recovery
	Over temperature	Hiccup mode, remove temperature can be self-recovery
Environment	Working Temp.	$-30^{\circ}\text{C} \sim +50^{\circ}\text{C}$
	Working Humidity	10% ~ 95% RH
	Storage Temp. & Humidity	$-40^{\circ}\text{C} \sim +80^{\circ}\text{C}$, 10% ~ 95% RH
	Max. Case Temp.	$85^{\circ}\text{C} (T_a = 50^{\circ}\text{C})$
Safety & EMC	Safety Standards	UL 1310, CSA C22.2#223, EN 61347-1, EN 61347-2-13, EN 62493, AS/NZS 61347.1
	Withstand Voltage	I/P-O/P: 3.75KVAC
	Isolation Resistance	I/P-O/P: 100M Ohms / 500VDC / $25^{\circ}\text{C} / 70\% \text{RH}$
	EMC Emission	FCC Part 15 Subpart B, EN 55015:2013+A1, EN 61547:2009
	EMC Immunity	EN IEC 61000-3-2:2019, EN 61000-3-3:2013
	Cooling Method	Air Natural Cooling
	Dimension	$130 \times 30 \times 20\text{mm} (L \times W \times H)$
Warranty	5 Years	
Dimming Control	Dimming Interface	DALI DT8 (DALI consumption $< 2\text{mA}$) / Push
	Dimming Range	0%-100%
	Dimming Method	PWM
	Dimming Curve	Linear/Logarithmic optional

*All parameters are typical values tested at an ambient temperature of 25°C , unless otherwise specified.

Safety & Warnings

- DO NOT install with power applied to the device.
- DO NOT expose the device to moisture. (except for waterproof power supplies)
- This driver should be installed by qualified and professional person.
- Please make sure the driver is installed with adequate ventilation around it to allow for heat dissipation.
- Ensure that wiring is correct before testing in order to avoid light and power supply damage.
- If driver can not work normally, don't maintain privately.

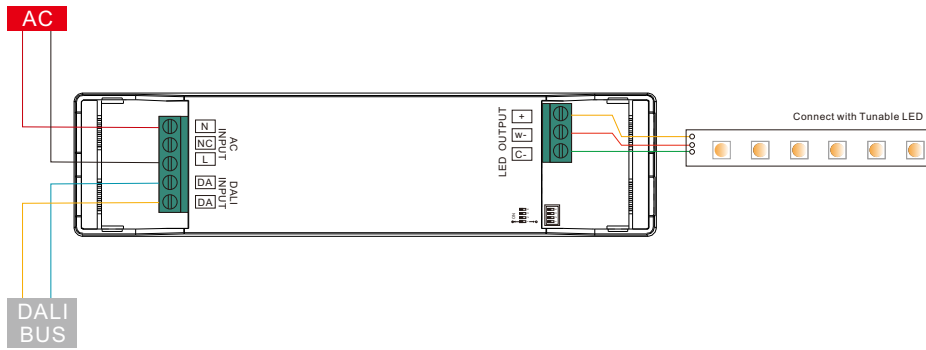
Operation

>> DALI Address

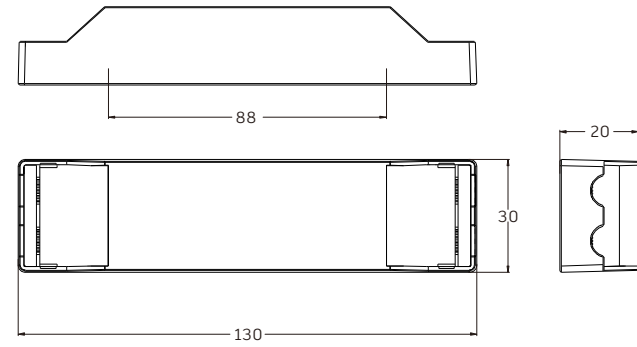
1. DALI address for 2 channels output are assigned by DALI Master controller automatically, please refer to user manuals of compatible DALI Masters for specific operations.

2. For specifications and wiring, please refer to the wiring diagram on the back. Please carefully check the wiring for correctness before applying power.

Wiring diagram



Product Dimension



LED Current Selection

Voltage	Current	DIP				Voltage	Current	DIP			
		1	2	3	4			1	2	3	4
6-52V	100mA	○	○	○	○	6-24V	500mA	●	○	○	○
6-52V	150mA	○	○	○	●	6-21V	550mA	●	○	○	●
6-52V	200mA	○	○	●	○	6-20V	600mA	●	○	●	○
6-48V	250mA	○	○	●	●	6-18V	650mA	●	○	●	●
6-40V	300mA	○	●	○	○	6-17V	700mA	●	●	○	○
6-34V	350mA	○	●	○	●						
6-30V	400mA	○	●	●	○						
6-26V	450mA	○	●	●	●						